

# VELIA ES

Low Level Order Picker • AC Power  
1.2 – 2.5 tonnes

OPB12N2F  
OPB12N2FP  
OPB20N2  
OPB25N2  
OPB20N2P  
OPB25N2P

## Empower your operator... transform your operations

Despite its ultracompact size, our VELIA ES range of low level order pickers is packed with smart features that will have your operations running more efficiently, productively and reliably. Oh, and safer, too.

Its energy efficiency is top of its class. It's 14% more efficient than its closest competitor meaning you can work as leanly as possible. And its market-leading ergonomics mean your operators will be as comfortable (and productive) as possible – even through the longest shifts.

But, if that weren't enough, at the heart of every VELIA ES model is hyper-intelligent software that molds the truck's behaviour to your operator and your operations for performance that is consistently easier, steadier and safer.

With drive speeds of up to 13 km/h, VELIA ES is sure to pick up the pace of your operations... whichever model you choose (standard, rising platform [P] and rising fork [F]).

### Drive

- **Class-leading energy efficiency** (14% lower than nearest competitor) ensures running costs are kept to a minimum.
- **Powerful drive motor** provides excellent traction and adjustable acceleration, deceleration and brake force, for smooth, quiet, controlled operation, extended shift length and lower maintenance requirements.
- **Intelligent curve control** automatically adjusts truck speed according to steer angle for increased operator and site safety, improved productivity and reduced tyre wear.
- **Sensitive Drive System (SDS)** senses faster or slower operator control movements and adjusts truck performance accordingly, contributing to safety and driver performance.
- **Adaptive steering system** ensures truck performance matches operator needs – whether travelling in reverse or at speed – for calm, smooth and precise operations.
- **Turbo mode** offers fast acceleration – ensuring long shuttles are completed quickly and safely.
- **Smooth stop** prevents swaying when truck reaches a full stop – minimising time needed between picks.



Characteristics					
1.1	Manufacturer (abbreviation)		Mitsubishi	Mitsubishi	Mitsubishi
1.2	Manufacturer's model designation		OPB20N2 (25N2)	OPB20N2P (25N2P)	OPB12N2F (12N2FP)
1.3	Power source:(battery, diesel, LP gas, petrol)		Battery	Battery	Battery
1.4	Operator type: pedestrian, (operator)-standing, -seated		Stand-on	Stand-on	Stand-on
1.5	Load capacity	Q (kg)	2000 (2500)	2000 (2500)	1200
1.6	Load centre distance	c (mm)	600	600	600
1.8	Load wheel axle to fork face (forks lowered)	x (mm)	960	960	785
1.9	Wheelbase	y (mm)	2054	2054	1929
Weight					
2.1	Truck weight with maximum battery weight	kg	1079*	1215*	1220 (1356)**
2.2	Axle loadings with nominal load & maximum battery weight, drive/load side	kg	1082/1997(1178/2401)	1130/2085(1223/2492)	tba
2.3	Axle loadings without load & with maximum battery weight, drive/load side	kg	829 / 250	913 / 302	853 / 364 (940 / 416)
Wheels, Drive Train					
3.1	Tyres: PT=Power Thane, Vul=Vulkollan, drive/load side		Vul / Vul	Vul / Vul	Vul / Vul
3.2	Tyre dimensions, drive side	(mm)	ø250	ø250	ø250
3.3	Tyre dimensions, load side	(mm)	ø85	ø85	ø85
3.4	Castor wheel dimensions (diameter × width)	(mm)	ø180x65	ø180x65	ø180x65
3.5	Number of wheels, load /drive (x=driven)		4 / 1x1	4 / 1x1	4 / 1x1
3.6	Track width (center of tyres), drive side	b10 (mm)	494	494	494
3.7	Track width (center of tyres), load side	b11 (mm)	365	365	355
Dimensions					
4.2	Height with mast lowered/raised	h1 (mm)	1173	1394 / 2244	1173 (1394 / 2244)
4.4	Lift height	h3 (mm)	135	135	765 / 1115
4.5	Height with mast extended	h4 (mm)	-	-	1275 / 1625
4.8	Seat- or stand height	h7 (mm)	123	150	123 (150)
4.14	Platform height, raised	h12 (mm)	-	1000	- (1000)
4.15	Fork height, fully lowered	h13 (mm)	85	85	85
4.19	Overall length	l1 (mm)	2421	2421	2471
4.20	Length to fork face	l2 (mm)	1271	1271	1321
4.21	Overall width	b1/b2 (mm)	800	800	800
4.22	Fork dimensions (thickness, width, length)	s / e / l (mm)	60 / 175 / 900-3600	60 / 175 / 900-3600	56 / 186 / 950-1450
4.25	Outside width over forks (minimum / maximum)	b5 (mm)	480 / 660	480 / 660	540 / 570
4.32	Ground clearance at center of wheelbase, (forks lowered)	m2 (mm)	25	25	25
4.34	Working aisle width (Ast) with 800 x1200 mm pallets, load lengthwise	Ast (mm)	2898	2898	2881
4.35	Turning radius	Wa (mm)	2231	2231	2106
Performance					
5.1	Travel speed, with / without load****	km/h	9.0 / 9.0 (9.0/13.0)	9.0 / 9.0 (9.0/13.0)	9.0 / 9.0
5.2	Lifting speed, with / without load	m/s	0.04 / 0.05 (0.03/0.05)	0.04/0.05 (0.03/0.05)	0.13 / 0.21
5.3	Lowering speed, with / without load	m/s	0.05 / 0.03	0.05 / 0.03	0.21 / 0.15
5.7	Gradeability, with / without load	%	7 / 15	7 / 15	7 / 15
5.10	Service brake		Electric	Electric	Electric
Electric motors					
6.1	Drive motor capacity (60 min. short duty)	kW	2.6	2.6	2.6
6.2	Lift motor output at 15% duty factor	kW	1.2	2.2	2.2
6.4	Battery voltage/capacity at 5-hour discharge	V/Ah	24 / 465-620	24 / 465-620	24 / 465-620
6.5	Battery weight	kg	366-493	366-493	366-493
6.6	Energy consumption according to EN 16796	kWh/h	0.37 (0.4)	0.37 (0.4)	tba
Miscellaneous					
8.1	Type of drive control		Stepless	Stepless	Stepless
10.7	Level of noise at the ear level of the driver according to EN 12 053:2001 and EN ISO 4871 in work LpAZ	dB(A)	62	62	tba
10.7.1	Level of noise at the ear level of the driver according to EN 12 053:2001 and EN ISO 4871, drive/lift/idle LpAZ	dB(A)	73 / 62 /-	73 / 62 /-	tba
Body	Whole-body vibration (EN 13 059:2002)		0.6	0.6	0.6
Hand	Hand-arm vibration ( EN 13 059:2002)		<2.5	<2.5	<2.5

\* Forks 540x1150, battery 620Ah  
 \*\* Forks 540x1150/ lift 1200mm, battery 620Ah  
 \*\*\* Inaccuracy of 4 dB(A)  
 \*\*\*\* Optional higher travel speed 13.0 km/h without load for models OPB20N2 / N2P and OPB12N2F / N2FP

Continuing improvement may lead to changes in these specifications.



Efficient, fast and productive operation



Intelligent curve control



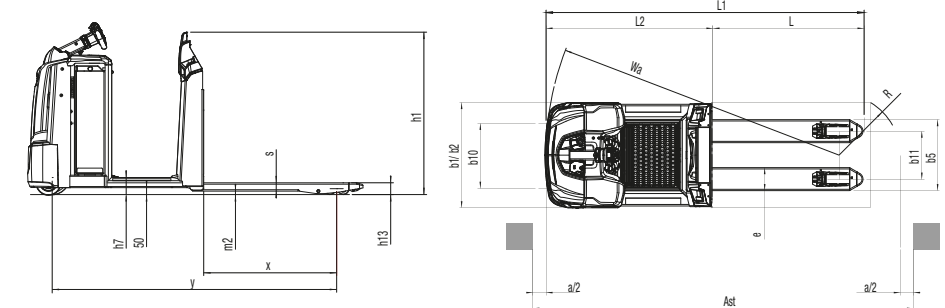
Comfortable reverse travel



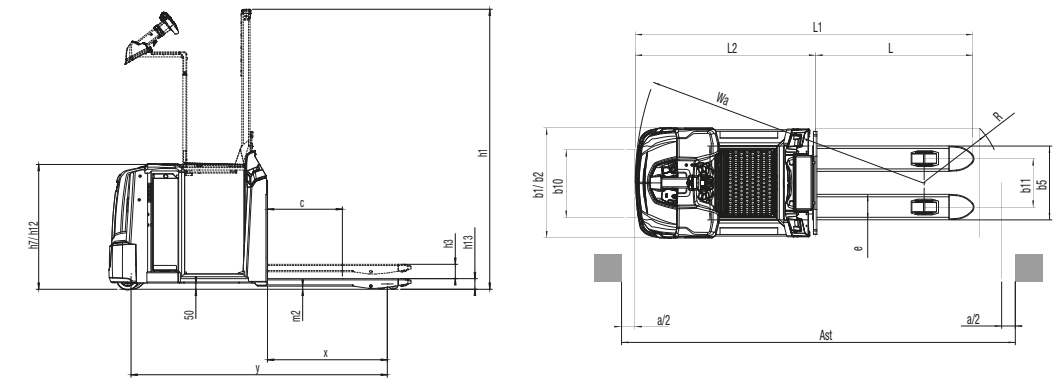
Wide variety of options



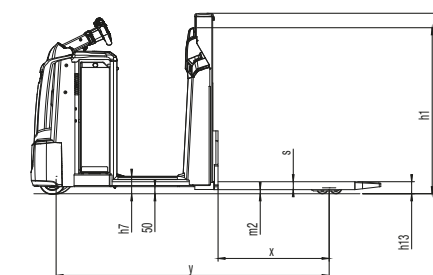
OPB20/25N2: Standard model



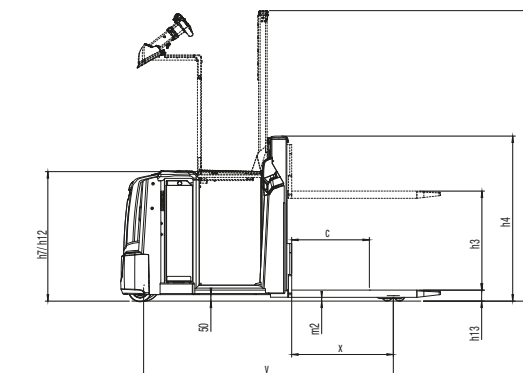
OPB20/25N2P: Rising platform model



OPB12N2F: Rising forks model



OPB12N2FP: Rising forks and rising platform model



Ast = Wa - x + l6 + 200  
 Ast = Working aisle width  
 Wa = Turning radius  
 200 = Safety clearance = 2 x 100 mm  
 l6 = Pallet length

## VELIA ES

### THE FRONT RUNNER

With a name that reflects the speed of its work, VELIA is always ahead of the pack— thanks to award-winning productivity and ergonomics.

Swift, versatile and manoeuvrable, there is a VELIA order picker to meet every need.



Maxius steering wheel



Class-leading lift height up to 220 mm



Bevelled easy-entry forks

## Operator environment and controls

- **Flying start technology** shortens acceleration time for ultimate picking productivity.
- **Side steering mode** adds efficiency by allowing walk-by-side picking.
- **10-degree safety angle** keeps operators' feet safe when travelling in side steering mode.
- **Super-grip floor** is non-slip ensuring operators are safe, for confident operations.
- **Triple-suspension floating floor** with sideways dampening and advanced cushioning, reduces microvibrations for exceptional operator comfort.
- **Perfectly-angled footrest** ensures optimal positioning of foot and ankle for drivers of all heights.
- **Easy-access platform** features low step height and chamfered edges – minimising trip hazards for easy on/off access.
- **Next generation Maxius steering wheel** absorbs vibrations and shocks to ensure class-leading ergonomics.
- **Easy-reach controls** for forward and reverse travel reduce the risk of strain and fatigue.
- **Clear colour display** alerts operators and service engineers to potential problems: avoiding damage, while enhancing safety and encouraging good maintenance.
- **Sideways standing position** and ergonomic controls ensure operators can travel in reverse, even over long distances, in comfort.

- **Contoured backrest** offers comfortable leaning while preventing operators from hard contact with truck for maximum safety.

## Forks

- **Bevelled easy-entry forks** offer effortless pallet entry: reducing time and risk of pallet damage for increased efficiency.

## Frame and body

- **Robust design** benefits from extensive testing – including safety certification – for lower service costs and enhanced safety.
- **Ultra-smooth load rest** is smooth, ensuring maximum load support – without risk of cutting or trapping edges.
- **Low centre of gravity** aids stability for safe operation.

## Electrical and control systems

- **Full electronic steering** with no steering wheel kickback gives precise control for optimum productivity, efficiency and safety.

## Steering System

- **Small turning circle** together with responsive steering and compact chassis allows exceptional manoeuvrability.
- **Advanced electric steering** allows precise control at speed, with automatic speed reduction in curves and automatic drive wheel centring.

- **100-degree steering angle** ensures exceptional manoeuvrability – even in tight spaces.

## Brakes

- **Regenerative braking** with no drive wheel jamming or brake wear gives effective control and excellent energy efficiency.
- **Anti-lock brakes** ensure safe stopping – even on slippery surfaces – for ultimate safety.

## Other features

- **Class-leading lift height** – up to 220 mm – offers high ground clearance for easy and safe handling on loading docks and ramps.

## Options include

- **Full colour display**
- **PIN-code access**
- **Lateral battery exchange**
- **Cold store modification (max. -35°C)**
- **Weight indicator**
- **Wide variety of fork dimensions**
- **Shrink-wrap holders**
- **Blue point safety light**
- **Battery compartment 625Ah**
- **Front-mounted accessory rail**
- **Picking tray [P] models**
- **Warning strobe**
- **Tilttable seat**
- **Choice of storage options**



ready to  
**perform**  
to your **applications**

Developed for outstanding performance and genuine value for money, the award-winning\* range of Mitsubishi forklift trucks and warehouse equipment is built to a higher specification to maximize productivity and ensure utter reliability... whatever the application.

Every model in our comprehensive, award-winning range of forklift trucks and warehouse equipment is built to a high specification and is designed to keep on working for you... day after day... year after year... whatever the job... whatever the conditions.

To ensure your truck stays in constant productive action, we have a network of local dealers – hand-picked for their commitment to customer care... and backed up by the Mitsubishi Forklift Trucks organisation. No matter where you are, we have a dealer close by – ready and willing to meet your needs.

That friendly local service covers everything from identifying the perfect model and configuration for your application to providing competitive, flexible finance and maintenance packages, unbeatable warranties, long and short term hire, and highly responsive field service and repairs... as well as the industry's quickest and most reliable parts supply.

Only Mitsubishi can give you this combination of global engineering excellence and outstanding local support... only Mitsubishi offers you such a quality product at such an affordable price... and only Mitsubishi places reliability as high as you do in its priorities. Contact your local dealer now and see what Mitsubishi can do for you.

\* Mitsubishi Forklift Trucks has won **four** separate Fork Lift Truck Association Annual Awards for Excellence covering the areas of **Ergonomics**, the **Environment** and **Innovation**.



[www.mitforklift.com.sg](http://www.mitforklift.com.sg)

© 2018 by MLAP, All Rights Reserved. All registered trademarks are the property of their respective owners. Printed in Singapore.

SMIT0147 (06-18)

NOTE: Performance specifications may vary depending on standard manufacturing tolerances, vehicle condition, types of tyres, floor or surface conditions, applications or operating environment. Trucks may be shown with non-standard options. Specific performance requirements and locally available configurations should be discussed with your distributor of Mitsubishi forklift trucks. Mitsubishi follows a policy of continual product improvement. For this reason, some materials, options and specifications could change without notice.